







<b>Roses</b>					
Late July (after pruning)	Grosafe Free Flo Copper + Enspray 99	Fungus Diseases, Scale, Mealy Bug, Insect eggs			
Bud Swell – bud burst	Grosafe Free Flo Copper + Enspray 99	Fungus diseases, insects, insect eggs			
September – November (3 weekly)	Combat + Free Flo Copper + Enspray 99	Black Spot, Downy Mildew, Powdery Mildew, Botrytis, Aphids, Mites, Caterpillars			
December – February (3 weekly)	Combat + Enspray 99 + Groventive	Black Spot, Powdery Mildew, Aphids, Mites, Caterpillars, Scale, Mealy Bug			
March – April (3 weekly)	Combat + Free Flo Copper + Enspray 99	Black Spot, Downy Mildew, Powdery Mildew, Botrytis, Aphids, Mites, Caterpillars			
May – June (3 weekly)	Grosafe Free Flo Copper + Enspray 99	Downy Mildew, Powdery Mildew, Aphids, Mites, Scale, Mealy bug, Caterpillars			
<b>Shrubs</b>					
Deciduous – Winter Dormant	Grosafe Free Flo Copper + Enspray 99	Fungus Diseases, Insects, Scale, Insect Eggs			
Evergreens – Winter	Grosafe Free Flo Copper + Enspray 99	Fungus Diseases, Insects, Scale, Insect Eggs			
September – April (3 weekly or as required)	Yates Super Shield + Enspray 99 (Replace Enspray 99 with Groventiv if mealy bug or scale are bad)	Downy Mildew, Black Spot, Leaf Spots, Powdery Mildew, Aphids, Leaf Roller, Caterpillars, Psyllids, Thrips, Mites, Mealy bug, Scale, Passion Vine Hopper			
<b>Spring Bulbs</b>	Yates Super Shield + Enspray 99	Narcissi Fly			
<b>Dahlia</b>	Yates Super Shield + Enspray 99	Powdery Mildew, Leaf Spots, Aphids, Caterpillars, White Fly			
<b>Lilium</b>	Yates Super Shield + Enspray 99	Aphids			
<b>Gladioli</b>	Yates Super Shield + Enspray 99	Aphids, Thrips, Botrytis			
<b>Geranium</b>	Yates Super Shield + Enspray 99	Bacterial Spot, Fungal Leaf Spots, Aphids, Caterpillars, Mites, White Fly			
<b>Products required:</b>					
					
<b>Yates Mavrik</b> For the control of insects	<b>Grosafe Enspray 99</b> Mineral Oil for sucking insects	<b>Grosafe Free Flo Copper</b> Copper for a wide range of fungal diseases	<b>Yates Super Shield</b> Combination spray for roses & ornamentals	<b>Yates Fungus Fighter</b> For the control of Blackspot, Mildew, Rust	<b>Grosafe Groventive Garden</b> For the control of sucking and chewing insects

## Notes:

**1** This chart recommends products that are registered and approved for the pests and diseases on the specified crops, with a few off-label recommendations by necessity. From July 2015 Organophosphate insecticides have been withdrawn from the market. This left some notable gaps which are covered by a few off-label recommendations.

**2** An 'off-label' recommendation is acceptable where there is no registered approved product available, and an alternative is recommended which is approved for use on similar / related crops. The 'off-label' recommendations that may be included in this chart are Yates Mavrik, Yates Success Ultra, Yates Fungus Fighter. Some of these off-label recommendations are partly pragmatic to avoid having many different pesticides in the garden shed.

**3** This chart only recommends products commonly available in-home garden pack sizes and are of low toxicity.

**4** Product trade names have been used to make it easier for gardeners.

**5 Always consult the label for the withholding period for each crop - the period that must elapse between spraying and harvesting.**

**6** Always use a product registered by ACVM with a Food Standards Authority approval. There are increasing numbers of unregistered pesticides being marketed which are of unknown toxicity, both synthetic and natural, irrespective of marketing blurb. Just because a product is natural organic does not make it safe to spray on edible crops—e.g. neem oil (Naturally Neem from Whatitiri Organics is the only registered home garden neem product approved for use on food crops. Other brands may contain aflatoxin a highly toxic natural poison)

**7** All information in this chart is published in good faith and has been checked for accuracy from manufacturer's data and registration authorities. However the writers will not be liable to any other person and accept no responsibility for any claim, action, loss, damage, cost or expense, whether direct or indirect, consequential or economic, resulting from the use or miss-use of the information.



The addition of 5ml per litre of Enspray 99 Oil to any other pesticide, (except sulphur) will greatly improve the level of control

Grosafe Enspray 99 and Grosafe Free Flo Copper – both BioGro Certified Organicare - available only at selected Garden Centres

**Grosafe Enspray 99** is a superior very pure oil which is safe to use on all plants. It controls all sucking insects as well as powdery mildew fungus.

**Enspray 99** used at a very low rate as a spreader sticker, greatly enhances the performance of all pesticides (do not add to sulphur sprays)

**Grosafe Enspray 99** is BioGro certified organic and has a nil withholding period on all crops

A great partner for **Grosafe Free Flo Copper**, Also BioGro certified organic

### The ican promise



When wandering around our garden centre you will see a selection of 'ican' branded or endorsed products. In an age where price has been pushed lower, quality often suffers. With ican products and advice, we are committed to putting quality first. Keep an eye out for ican branded or endorsed products because they are the best available in their category. The ican brand is our very own created by Garden Independents Network, a group of independent garden centres committed to products and advice you can trust.



6/06/2024